

Learning Opportunities for Grade 7 FI

Week of June 8-12

School Vision: *Motivating, Compassionate, Successful*

School Mission: *Making a difference.... Committed to learning.... Supporting each other*

Do the best you can! Focus on life skills, physical activity, mental well-being, creative expression, social responsibility and social connections. Stay healthy and safe!

Try to work on the learning opportunities for 2 hours each day.

EVERY DAY: 30 minutes of reading 30 minutes of physical activity

A Note from Your Teachers!



Bump update!
Madame Curits' baby is now the size of a head of romaine lettuce!
Speaking of, can you see the sprouts of her vegetable garden coming growing as well?




Mademoiselle Shaw has been trying to get back into painting lately. Here is a little landscape!



Mr. McKinley and his family have been taking advantage of the high winds: "Let's take to the skies!"



We have also been playing some board games in our spare time. Since Christmas we have played 72 different games! And we have played a total of 197 games! Here are two of our newest ones...



MATH

caitlin.curtis@nbed.nb.ca William.mckinley@nbed.nb.ca

Choose from these learning activities, for a total of 30 minutes a day. This week is all about **Integers with some Geometry Art!** If you get stuck, feel free to contact your teacher. Once you feel you have a good understanding of the material, try out the escape room. Can you beat the clock and escape?!?! Maybe phone a friend and try it together. Have fun!

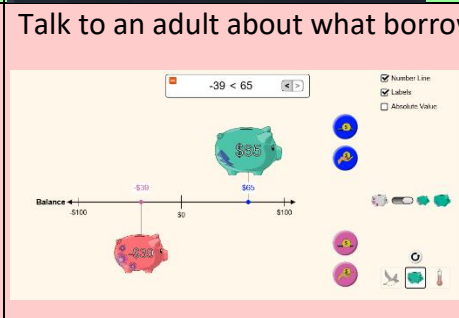
Learning Activity	Instructions
Learn about Integers	What are integers? Learn about Integers with this video explanation.
Integer online games	Try out some online integers games http://www.sheppardsoftware.com/math.htm

Track the daily temperatures




What is the difference in the temperature in the morning vs the afternoon? What was the temperature increase or decrease from one day to the next or from morning to afternoon to evening?

Borrowing and earning money



Talk to an adult about what borrowing and earning money looks like. Maybe look at a bank statement to see an example of how the positives and negatives are shown. Phet Simulations also has a model for [adding and taking away money](#).




Phet Simulations

Check out these Phet Simulations [above and below sea level](#) activities to learn how positives and negatives are used.



Colour by Number Sheets

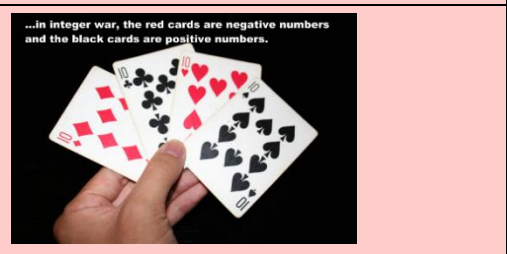


Solve the integers problems to complete these [Integers Colour By Number Sheets](#)

Integer card game!



Play a game of [Integers War!](#)



Online Escape room

Welcome to Chronos Acquisitions! Using time travel, our company is able to recover lost technology and rediscover ancient knowledge, all for a price of course. As our newest recruit, you will be tasked with piloting one of our time capsules through time to acquire various objects and information.

<https://platform.breakoutedu.com/game/play/chronos-acquisitions-mining-the-past-175083>



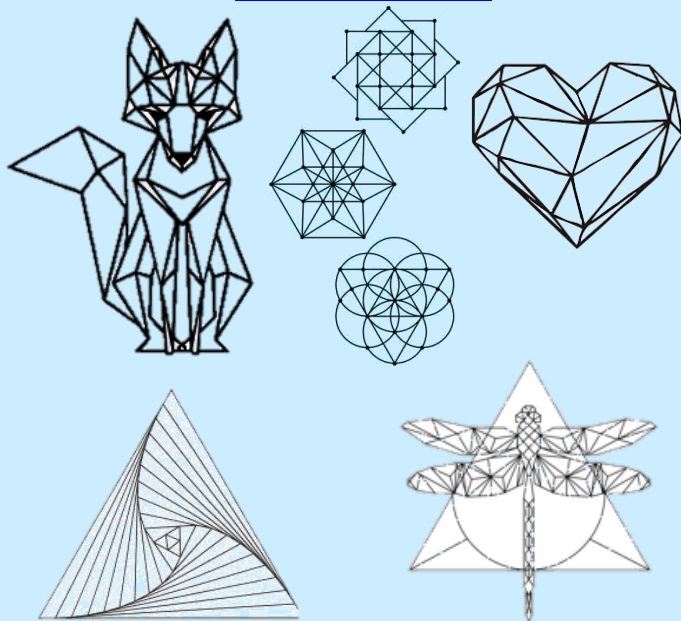
Play Golf!

FORE! How's your golf game? Go play a round of golf and figure out how many strokes above or below par you are. If you can't play a game at a course, play this [Let's Play Golf](#) game online or [Integer Golf](#) using two dice.




Play a board game like Sorry that has forward and backwards moves. What does moving forward look like as an integer? How about moving backward?

Draw some [Geometric Line Art](#) or use this video to create a [Geometric Triangle](#).



Tessellation Art

Check out the work of Mathematical Artists like [M.C. Escher](#). He turned his mathematical tessellations into



[pieces of art](#). He imagined what the tessellated shapes he created could represent and then drew on top of those shapes to bring them to life.

Here are tessellations created by others. Can you make your own Tessellation Art? [Tips and Tricks to make a Tessellation](#) and [How to Make a Tessellation](#) might help.



FILA

sarah.shaw@nbed.nb.ca caitlin.curtis@nbed.nb.ca

French TV Show of the week: check out <https://ici.radio-canada.ca/jeunesse/scolaire> and find a video or episode that interests you!

Choice Board

Choose from these learning activities, for a total of 30 minutes a day. Try to complete one learning activity from each category (Writing, Reading, Speaking & Listening) by the end of the week.

Category	Learning Activity	Instructions	Examples & Considerations
Writing	Synonymes et Antonymes	Think of 5 of your favorite French adjectives. <ul style="list-style-type: none"> Try to think of 3 synonyms and 3 antonyms for each. Try it without using a dictionary or the internet! 	Exemple: Adjectif préféré -> <i>Formidable</i> Synonymes: fantastique, excellent, magnifique Antonymes: terrible, mauvais, intolérable

	Textos en français	Challenge a classmate to text with you only in French this week.	Don't have a cellphone? Send them an email or letter in French!
Reading	"La tombe dit à la rose" by Victor Hugo	<p>Read the following poem:</p> <p>La tombe dit à la rose : – Des pleurs dont l'aube t'arrose Que fais-tu, fleur des amours ?</p> <p>La rose dit à la tombe : – Que fais-tu de ce qui tombe Dans ton gouffre ouvert toujours ?</p> <p>La rose dit : – Tombeau sombre, De ces pleurs je fais dans l'ombre Un parfum d'ambre et de miel.</p> <p>La tombe dit : – Fleur plaintive, De chaque âme qui m'arrive Je fais un ange du ciel !</p>	<p>Answer these questions :</p> <ul style="list-style-type: none"> • What is the mood of the poem? • What do you think the poem is about? • What are some forms of figurative language in the poem? (Personification, metaphor, etc.) <p>Vocabulary: l'aube- dawn gouffre- abyss un âme- Soul</p>
	Epic Books	Mrs. Elliot has signed everyone up for Epic Books! Go Epic , click on students, type in the class code, and then find your name.	<p>There are tons of French books available on Epic books, fiction and non-fiction. Find something that interests you!</p> <p>Class code: iej3195</p>
Speaking & Listening	Reciting poetry	<p>Find a poem that interests you on this site by picking a poet or a theme.</p> <ul style="list-style-type: none"> • Read the poem (or section of it) several times. • Once you know the poem well, try to recite it (or section of it) without looking at it. 	<p>Recite it to a family member! What can they understand from the poem?</p> <p>If they don't understand it at all, try your best to explain them your understanding of it!</p>

ELA		
		Jill.Clark2@nbed.nb.ca Meg.king@nbed.nb.ca
Choice Board Choose from these learning activities, for a total of 30 minutes a day.		
Category	Learning Activity	Instructions
Reading	Epic Books!	<p>Mrs. Elliott has signed everyone up for Epic! This is a great website for reading. https://www.getepic.com/sign-in</p> <p>Once you have reached the site, go to student login and use class code: iej3195</p>
	Types of Poetry	Check out this link to learn about the different types of poetry.
	Poetry and Music connection	Learn about the connection between poetry and music here :



	Public Library	<p>Keep an eye on the public library as they have OPENED! This will be a great opportunity to nab some new books to read.</p> <p>New hours:</p> <ol style="list-style-type: none"> 1. Tuesday, Wednesday, Friday, Saturday from 10 am-12 noon and 1pm-3pm 2. Thursday 2-4 pm AND 5-7 pm 3. The building will be open to go look at books but they also have an amazing online service. You can browse the books and request a “hold” on the books you want. They will send you an email when the book is ready for pick up! This allows you to borrow books from all over the province and does not limit you to the selection they have at Woodstock. All you need is your library card and this link.
	Music and Poetry connection : Songs	<p>Did you know most songs actually begin as poems and most musicians then put the words to music? The famous duo of singer Elton John and writer Bernie Taupin produced many hit songs by their unusual process. Bernie Taupin would write his poems/lyrics and then send them to Elton to put them to music. They never worked in the same room together.</p> <p>Another famous duo for writing song poetry was John Lennon and Paul McCartney of the Beatles. Let’s just say they had some success. After the Beatles broke up, Lennon started to write in his own. His most famous lyrics were from the song “Imagine”. Lennon was all about promoting peace and accepting everyone. Imagine is now even a picture book read-aloud-which is read as a poem. Watch and listen to it here.</p> <p>Read the poem/song and reflect on Lennon’s meaning. There is also a link to listen and see the video of the song, filmed at John’s estate in England. Here is a biography of Lennon who led a fascinating life until his untimely death in 1980.</p>
Writing	Reflection Questions: Imagine	<p>Lennon comments on religion but he is not saying religion is bad but that we sometimes base our conflicts based on different beliefs. He wants everyone to understand each other.</p> <p style="text-align: center;">‘I hope someday you’ll join us and the world will live as one’</p> <ul style="list-style-type: none"> • What does John Lennon mean when he says he’d like the world to live as one? • How can one person help to make the world kinder, safer and more peaceful? • Why is it important that people work together? • What do you think would make the world a much better place? • What do you think is the main theme of the poem? What is Lennon trying to say? <p>Make a collage, draw a picture or write a story with the title ‘Peace’.</p> <p>John Lennon believed the world would be more peaceful if there were no countries, no religion and no possessions. Draw your peaceful place.</p>
	Writing Poetry!	<p>Use this cool website to practice creating different poems of your own. Try a variety of poems. Feel free to send them to your teacher.</p> <p>https://www.poem-generator.org.uk/</p>
	Log/Journal	<ul style="list-style-type: none"> • Keep a daily log/journal of what is happening in your life, your community, your country, or around the world. • Keeping a journal not only helps your writing, but can be very therapeutic

Speaking & Listening	Why do we need poetry?	Check out the link to some amazing TED talks about why we need poetry! https://www.weareteachers.com/9-must-see-ted-talk-poetry-month/
---------------------------------	------------------------	---

Science caitlin.curtis@nbed.nb.ca william.mckinley@nbed.nb.ca

Choice Board

Choose from these learning activities, for a total of 1 hour and 15 minutes per week, or about 15-20 minutes a day. This week we focus on **Fluids and Flight!** Pick any of the activities you'd like to try. There are several links within the document to help you out. Remember that science is all about discovery and trying to find out how and why things work. Don't be afraid to make your observations by taking pictures or videos.

Learning Activity	Instructions
Fireworks in a jar!	 <p>Get ready to watch the show! With a few simple household ingredients you can make Fireworks in a Jar!</p> <p>What better way to celebrate your last week of Learning Opportunities before the start of your Summer Break!</p>
Crash Course : Fluids	Check out Crash Course Fluids to learn more about what fluids are and various properties of fluids.
Magic Water bag	 <p>Do you have a magic touch? Check out this cool science trick using water in a sandwich bag and some sharp pencils. Try to make your own. What did you notice? Did yours work? How do you think it works?</p>
Floating Egg Experiment	<p>Check out Steve Spangler Science to perform the Floating Egg experiment. Try your own using different amounts of salt. What do you notice? Can you explain?</p> <p>Learn how the Floating Egg Experiment works!</p>  <p>The Floating Egg</p>
Liquid Viscosity Race!	 <p>Ready, Set, Go!</p> <p>It's a race to the finish! Here's a cool and simple experiment to test Liquid Viscosity. If you don't have all the same substances they mention, you can substitute any fluids you have at home.</p>
Density Tower	<p>Create your own Density Tower using some household items.</p>  <p>simple</p>
How do Airplanes fly?	Learn How an Airplane Flies in this video

Crash Course: Flight!		Learn about variables to try to cross a gorge. Then learn about flight in this Crash Course Physics: Let's Fly! Video.
5 Amazing flying machines you can make!	So many things can fly — rockets, hot air balloons, gliders, helicopters, kites, and more! Oh, and airplanes, too! Learn about all the different ways we've made to soar across the sky, and build your own amazing flying machines. Check out these amazing flying machines you can make.	
Paper Airplane Races!		Make several paper airplanes and test them to see which works best. Which design flies farther? Does the way you throw the airplane affect its flight? If you don't know how to build an airplane, the site How to make a paper airplane will help you out!

SOCIAL STUDIES

sarah.shaw@nbed.nb.ca caitlin.curtis@nbed.nb.ca

Choice Board

Choose from these learning activities, for a total of 1- 2 hours per day. Remember that Social Studies is all about inquiring about the world around us.

Learning Activity	Instructions	Considerations
Explore a virtual museum!	Explore the Canadian museum of history here . <ul style="list-style-type: none"> There are various exhibits, stories, collections and videos on the website that allow us to understand and appreciate Canadian history and identity. 	Visit the extensive Canadian history timeline here after completing activity 2.
TIMELINE	Order the following Canadian events from oldest to newest . <i>The Halifax explosion, opening of the first residential school, Spanish influenza epidemic, Canadian Bill of Rights, the Acadian deportation, closing of the last residential school, battle of the Plains of Abraham, Klondike gold rush, Canada's first railway...</i>	Predict the order without using any resources first and think of the reasoning behind your choices. After you have your tentative timeline, go ahead and research the correct dates online or in books! Note: rather than research the answers you can compare and discuss with a classmate or talk about it with family.
Research	Pick a Canadian event to research in more detail. Choose something that interests you!	Questions to consider: <ul style="list-style-type: none"> When did the event take place? Why did it take place? How did it take place? What has resulted because of the event?

<p>Science connection</p>	<p>This week as you focus on fluids (liquids and gases), think about how fluids play a part in our lifestyles.</p> <p>What fluids and gases can you think of that we use in our daily lives? How do they influence the way we live?</p>	<p>Example: Oil</p> <p>Oil is a viscous liquid that plays many roles in our daily lives. Depending on the type of oil, its uses will vary. Some uses include</p> <ul style="list-style-type: none"> • Cooking: we cook foods using various vegetable or animal oils • Lubricating engines: cars, wheelers, snowmobiles, dirt bikes, etc. all depend on oil to function properly! • Fuel: oil is a common source of fuel for heating homes. • Medical uses: some mineral oils are used in medicine
---------------------------	---	--

OTHER

OTHER

Art: sarah.shaw@nbed.nb.ca

Cartooning

Cartooning club on YouTube. Students can follow tutorials and draw a variety of their favorite characters from Marvel, Fortnite, Lego, Pokemon, etc. <https://www.youtube.com/user/cartooning4kids>

Google Doodle:

Recreate the Google logo by choosing a theme and transforming the letters in the word "Google". Some of you have started this with me in art class! Check out examples [here](#).

Materials Required: Paper, pencil (to sketch outline/draft), markers or pencil crayons

Theme ideas: sports, food, recycling, ocean, nature, animals, school, arts, superheroes, space, etc.

Things to consider: How can you make the shapes of the letters reflect your theme? What symbols or drawings should you include in your design? How can you combine the letters for "Google" in your illustrations? Can some of the letters become other things and still be readable?

Physical Education Opportunities: June 1-5

lisa.johnston@nbed.nb.ca

As we enter June we think about track & field, field days and fun end of school events, with this in mind the Phys Ed Team in ASD-W has put together a Spring Games Challenge. These challenges require equipment that most of us have at home or are easily adaptable and we'd like students K-12, teachers, staff and school community to take part. It is a great Physical Activity & Wellness Challenge for all.

-Starting on **June 1st** we will be releasing a video and challenge card via our Twitter Pages (@jcrossland15 @rosscalder74) and the [NBPES YouTube Channel](#). The object is to take part in that activity of the day, save your score via the scoresheet attached and share a video taking part using the hashtag #ASDWSpring

-Attached are the game cards and score sheet, the YouTube channel will be updated by Monday. All the information above is posted here: <http://nbpes.ca/asd-w-nbpes-spring-games-challenge/>

I have missed you all so much and to the grade 8's I wish you the best as you move on to the High School!